

## SPACE SUSPENSION

### D11003

#### GENERAL

Series: Space  
 Division: Design  
 Mounting Type: Suspension  
 Mounting Location: Ceiling  
 Subcategory: Pendant

#### PHYSICAL

Shape: Square  
 Length (mm): 600  
 Length (in): 23 ½  
 Width (mm): 600  
 Width (in): 23 ½  
 Height (mm): 1600  
 Height (in): 63  
 Light Distribution: Direct  
 Weight (kg): 10.6  
 Weight (lbs): 23.5  
 Diffuser: Satin Glass  
 Fixture Finish: ALU  
 Fixture Material: Aluminum

#### ELECTRICAL

Number of Lamps: 1 + 1  
 Lamp Type: LED Retrofit / Halogen  
 Bulb Included: Bulb Not Included  
 Total Output Wattage (W): 26 / 185  
 Max. Wattage Per Lamp (W): 6 / 35 + 20 / 150  
 Lamp Base: G9  
 Input Voltage (V): 120

#### LED

#### OPTICAL

#### RATINGS AND CERTIFICATIONS

Certified By: CSA Certified to UL and CSA Standards  
 IP rating: IP20

PROJECT	
TYPE	
NOTES	
QUANTITY	
DATE	



## SPACE SUSPENSION

### D91122

#### GENERAL

Series: Space  
 Brand: Milan  
 Division: Design  
 Mounting Type: Suspension  
 Mounting Location: Ceiling  
 Subcategory: Pendant

#### PHYSICAL

Shape: Abstract  
 Width (mm): 108  
 Width (in): 4 ¼  
 Height (mm): 730  
 Height (in): 28  
 Weight (kg): 1.4  
 Weight (lbs): 3  
 Fixture Finish: Metallic Gray  
 Fixture Material: Aluminum

#### ELECTRICAL

Number of Lamps: 3  
 Lamp Type: LED Retrofit  
 Lamp Shape: T4  
 Bulb Included: Bulb Not Included  
 Total Output Wattage (W): 9  
 Max. Wattage Per Lamp (W): 3  
 Lamp Base: G9  
 Input Voltage (V): 120

#### LED

#### OPTICAL

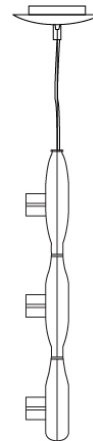
#### RATINGS AND CERTIFICATIONS

Certified By: CSA Certified to UL and CSA Standards  
 IP rating: IP20

PROJECT
TYPE
NOTES
QUANTITY
DATE



108mm 4 ¼"



730mm 28 ¾"



## SPACE SUSPENSION

### D91123

#### GENERAL

Series: Space  
 Brand: Milan  
 Division: Design  
 Mounting Type: Suspension  
 Mounting Location: Ceiling  
 Subcategory: Pendant

#### PHYSICAL

Shape: Abstract  
 Length (mm): 866  
 Length (in): 34 1/4  
 Width (mm): 108  
 Width (in): 4 1/4  
 Height (mm): 1570  
 Height (in): 62  
 Weight (kg): 2.3  
 Weight (lbs): 5  
 Fixture Finish: Metallic Gray  
 Fixture Material: Aluminum

#### ELECTRICAL

Number of Lamps: 4  
 Lamp Type: LED Retrofit  
 Lamp Shape: MR16  
 Bulb Included: Bulb Not Included  
 Total Output Wattage (W): 12  
 Max. Wattage Per Lamp (W): 3  
 Lamp Base: GU10  
 Input Voltage (V): 120

#### LED

#### OPTICAL

#### RATINGS AND CERTIFICATIONS

Certified By: CSA Certified to UL and CSA Standards  
 IP rating: IP20

PROJECT	
TYPE	
NOTES	
QUANTITY	
DATE	



## SPACE SUSPENSION

### D91124

#### GENERAL

Series: Space  
 Brand: Milan  
 Division: Design  
 Mounting Type: Suspension  
 Mounting Location: Ceiling  
 Subcategory: Pendant

#### PHYSICAL

Shape: Abstract  
 Length (mm): 866  
 Length (in): 34 1/4  
 Width (mm): 108  
 Width (in): 4 1/4  
 Height (mm): 1570  
 Height (in): 62  
 Weight (kg): 2.3  
 Weight (lbs): 5  
 Fixture Finish: Metallic Gray  
 Fixture Material: Aluminum

#### ELECTRICAL

Number of Lamps: 4  
 Lamp Type: LED Retrofit  
 Lamp Shape: T4  
 Bulb Included: Bulb Not Included  
 Total Output Wattage (W): 12  
 Max. Wattage Per Lamp (W): 3  
 Lamp Base: G9  
 Input Voltage (V): 120

#### LED

#### OPTICAL

#### RATINGS AND CERTIFICATIONS

Certified By: CSA Certified to UL and CSA Standards  
 IP rating: IP20

PROJECT	
TYPE	
NOTES	
QUANTITY	
DATE	



## SPACE SURFACE

### D93050

PROJECT	
TYPE	
NOTES	
QUANTITY	
DATE	

#### GENERAL

Series: Space  
 Brand: Milan  
 Division: Design  
 Mounting Type: Surface  
 Mounting Location: Wall  
 Subcategory: Up/Down Light

#### PHYSICAL

Shape: Oblong  
 Diameter (mm): 108  
 Diameter (in): 4 ¼  
 Height (mm): 70  
 Height (in): 2 ¾  
 Extension (mm): 159  
 Extension (in): 6 ¼  
 Light Distribution: Direct / Indirect  
 Weight (kg): 1.4  
 Weight (lbs): 3  
 Diffuser: Glass sold Separately  
 Fixture Finish: Metallic Gray  
 Fixture Material: Glass / Aluminum

#### ELECTRICAL

Number of Lamps: 1  
 Lamp Type: LED Retrofit  
 Lamp Shape: T4  
 Bulb Included: Bulb Not Included  
 Total Output Wattage (W): 3  
 Max. Wattage Per Lamp (W): 3  
 Lamp Base: G9  
 Input Voltage (V): 120

#### LED

#### OPTICAL

#### RATINGS AND CERTIFICATIONS

Certified By: CSA Certified to UL and CSA Standards  
 IP rating: IP20



### D93051

PROJECT	
TYPE	
NOTES	
QUANTITY	
DATE	

#### GENERAL

Series: Space  
 Brand: Milan  
 Division: Design  
 Mounting Type: Surface  
 Mounting Location: Wall  
 Subcategory: Up/Down Light

#### PHYSICAL

Shape: Oblong  
 Diameter (mm): 108  
 Diameter (in): 4 ¼  
 Height (mm): 178  
 Height (in): 7  
 Extension (mm): 178  
 Extension (in): 7  
 Light Distribution: Direct / Indirect  
 Weight (kg): 1.4  
 Weight (lbs): 3  
 Diffuser: Glass - Sold Separately  
 Fixture Finish: Metallic Gray  
 Fixture Material: Glass / Aluminum

#### ELECTRICAL

Number of Lamps: 1  
 Lamp Type: LED Retrofit  
 Lamp Shape: T4  
 Bulb Included: Bulb Not Included  
 Total Output Wattage (W): 3  
 Max. Wattage Per Lamp (W): 3  
 Lamp Base: G9  
 Input Voltage (V): 120

#### LED

#### OPTICAL

#### RATINGS AND CERTIFICATIONS

Certified By: CSA Certified to UL and CSA Standards  
 IP rating: IP20



## SPACE SURFACE

### D93052

PROJECT	
TYPE	
NOTES	
QUANTITY	
DATE	

#### GENERAL

Series: Space  
 Brand: Milan  
 Division: Design  
 Mounting Type: Surface  
 Mounting Location: Wall  
 Subcategory: Downlight

#### PHYSICAL

Shape: Oblong  
 Diameter (mm): 108  
 Diameter (in): 4 ¼  
 Height (mm): 178  
 Height (in): 7  
 Extension (mm): 178  
 Extension (in): 7  
 Light Distribution: Direct  
 Weight (kg): 1.4  
 Weight (lbs): 3  
 Diffuser: Glass - Sold Separately  
 Fixture Finish: Metallic Gray  
 Fixture Material: Glass / Aluminum

#### ELECTRICAL

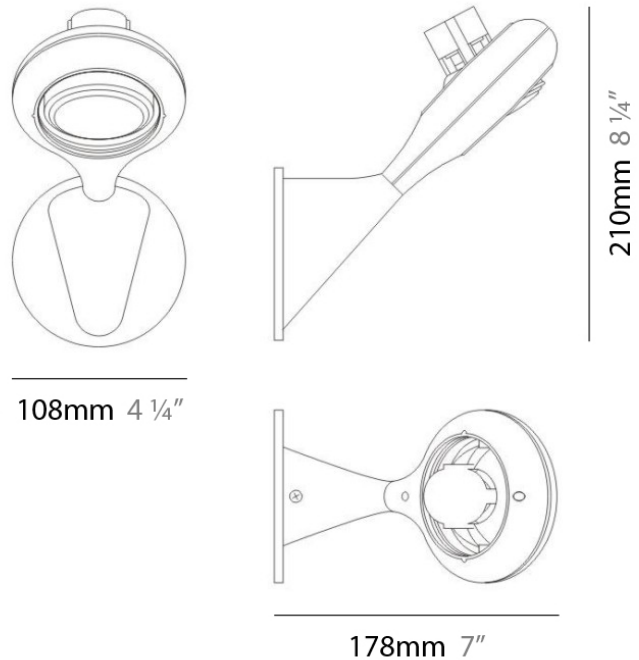
Number of Lamps: 1  
 Lamp Type: LED Retrofit  
 Lamp Shape: MR20  
 Bulb Included: Bulb Not Included  
 Total Output Wattage (W): 8  
 Max. Wattage Per Lamp (W): 8  
 Lamp Base: GU10  
 Input Voltage (V): 120

#### LED

#### OPTICAL

#### RATINGS AND CERTIFICATIONS

Certified By: CSA Certified to UL and CSA Standards  
 IP rating: IP20



## SPACE RECESSED

### D96001

PROJECT	
TYPE	
NOTES	
QUANTITY	
DATE	

#### GENERAL

Series: Space  
 Brand: Milan  
 Division: Design  
 Mounting Type: Recessed  
 Mounting Location: Ceiling  
 Subcategory: Downlight

#### PHYSICAL

Shape: Rectangle  
 Length (mm): 445  
 Length (in): 17 1/2  
 Width (mm): 150  
 Width (in): 6  
 Height (mm): 89  
 Height (in): 3 1/2  
 Light Distribution: Direct  
 Weight (kg): 3.2  
 Weight (lbs): 7  
 Diffuser: Glass - Sold Separately  
 Fixture Finish: Metallic Gray  
 Fixture Material: Metal

#### ELECTRICAL


Number of Lamps: 2  
 Lamp Type: LED Retrofit  
 Lamp Shape: MR16  
 Bulb Included: Bulb Not Included  
 Total Output Wattage (W): 10  
 Max. Wattage Per Lamp (W): 5  
 Lamp Base: GU10

#### LED

#### OPTICAL

#### RATINGS AND CERTIFICATIONS

Certified By: CSA Certified to UL and CSA Standards  
 IP rating: IP20



150mm 6"



89mm 3 1/2"

445mm 17 1/2"





## SPACE RECESSED

### D96006

PROJECT	
TYPE	
NOTES	
QUANTITY	
DATE	

#### GENERAL

Series: Space  
 Brand: Milan  
 Division: Design  
 Mounting Type: Recessed  
 Mounting Location: Ceiling  
 Subcategory: Downlight

#### PHYSICAL

Shape: Square  
 Length (mm): 387  
 Length (in): 15 1/4  
 Width (mm): 387  
 Width (in): 15 1/4  
 Height (mm): 89  
 Height (in): 3 1/2  
 Light Distribution: Direct  
 Weight (kg): 3.2  
 Weight (lbs): 7  
 Diffuser: Glass - Sold Separately  
 Fixture Finish: Metallic Gray  
 Fixture Material: Metal

#### ELECTRICAL

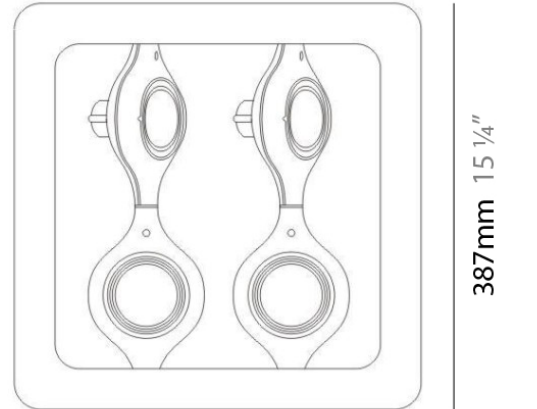

Number of Lamps: 4  
 Lamp Type: LED Retrofit  
 Lamp Shape: MR16  
 Bulb Included: Bulb Not Included  
 Total Output Wattage (W): 20  
 Max. Wattage Per Lamp (W): 5  
 Lamp Base: GU10  
 Housing: Non - IC rated remodel housing is for use in non - insulated areas or where insulation is at least 3  
 Input Voltage (V): 120

#### LED

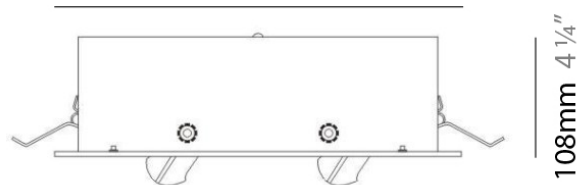
#### OPTICAL

#### RATINGS AND CERTIFICATIONS

Certified By: CSA Certified to UL and CSA Standards  
 IP rating: IP20



387mm 15 1/4"



108mm 4 1/4"



## SPACE RECESSED

### D96008

PROJECT

TYPE

NOTES

QUANTITY

DATE

#### GENERAL

Series: Space

Brand: Milan

Division: Design

Mounting Type: Recessed

Mounting Location: Ceiling

Subcategory: Downlight

#### PHYSICAL

Shape: Rectangle

Length (mm): 1208

Length (in): 47 <sup>9</sup>/<sub>16</sub>

Width (mm): 150

Width (in): 5 <sup>7</sup>/<sub>8</sub>

Height (mm): 92

Height (in): 3 <sup>5</sup>/<sub>8</sub>

Light Distribution: Direct

Weight (kg): 2.7

Weight (lbs): 6

Diffuser: Glass - Sold Separately

Fixture Material: Metal

#### ELECTRICAL

Number of Lamps: 2

Lamp Type: LED Retrofit / CFL

Bulb Included: Bulb Not Included

Total Output Wattage (W): 46 / 78

Max. Wattage Per Lamp (W): 23 / 39

Lamp Base: G5

Input Voltage (V): 120


#### LED

#### OPTICAL

#### RATINGS AND CERTIFICATIONS

Certified By: CSA Certified to UL and CSA Standards

IP rating: IP44



## SPACE

### D99000

#### GENERAL

Series: Space \_\_\_\_\_

Brand: Milan \_\_\_\_\_

Division: Design \_\_\_\_\_

#### PHYSICAL

Shape: Round \_\_\_\_\_

Weight (kg): 0.4 \_\_\_\_\_

Weight (lbs): 0.9 \_\_\_\_\_

Installation Requirement: Glass for Space series fixtures. \_\_\_\_\_

Diffuser: Satin Opal Acid-Etched Glass \_\_\_\_\_

Fixture Material: Glass \_\_\_\_\_

#### ELECTRICAL

#### LED

#### OPTICAL

#### RATINGS AND CERTIFICATIONS

Certified By: CSA Certified to UL and CSA Standards \_\_\_\_\_

IP rating: IP20 \_\_\_\_\_



## SPACE

### D99001

#### GENERAL

Series: Space \_\_\_\_\_

Brand: Milan \_\_\_\_\_

Division: Design \_\_\_\_\_

#### PHYSICAL

Shape: Round \_\_\_\_\_

Weight (kg): 0.4 \_\_\_\_\_

Weight (lbs): 0.9 \_\_\_\_\_

Installation Requirement: Glass for Space series fixtures. \_\_\_\_\_

Diffuser: Red Glass \_\_\_\_\_

Fixture Material: Glass \_\_\_\_\_

#### ELECTRICAL

#### LED

#### OPTICAL

#### RATINGS AND CERTIFICATIONS

Certified By: CSA Certified to UL and CSA Standards \_\_\_\_\_

IP rating: IP20 \_\_\_\_\_



## LEGEND

	floor-mounted		pivotal		special LED (upon request) RGB, RGBW, tunable, gold+, meat+, art+, fashion+
	wall and ceiling: recessed and surface mounted		rotating		warm dim / natural dimming LED
	ceiling-mounted and wall-mounted		illuminate tilted		rechargeable battery powered
	wall-mounted		color of suspension cable		fixture with natural vivid LED (upon request)
	omni-directional light distribution		length of suspension cable		color rendering index
	direct light distribution		reflector degree selection		color temperature
	direct/indirect light distribution		super spot		lumen (luminous flux)
	indirect light distribution		lens		efficacy (lumens per watt)
	asymmetric light distribution		lens pack		Unified Glare Rating (UGR) range from 5-40
	aura light distribution		shine ring		marine grade (AISI 316 stainless steel)
	round wall or ceiling cut-out		integrated shine ring with diffuser		walk on
	square wall or ceiling cut-out		free individual colors 01-29		drive on
	the supplied jig specifies the cutout dimensions		individual colors: 00 (free of charge), 01-25 (extra charge)		Dark Sky Compliance
	minimum distance (meters) lamp - object		luminaire part to be colored (F1)		Americans with Disabilities Act (less than 4" off the wall located between 27"-84" from floor)
	recessed depth		luminaire part to be colored (F2)		lamp protected against explosion
	ceiling thickness in mm		luminaire part to be colored (F3)		blown glass using traditional methods by master glass blower
	ceiling thickness selection		luminaire part to be colored (F4)		acoustic material
	dimmable DP (phase), DV (0-10V), DD (dali), DS (step-dim)		luminaire part to be colored (F5)		protection class I, protection insulation
	included or excluded LED driver/transformer/control gear		color of 3-circuit adaptor		protection class II, protection insulation
	separately switchable		indirect diffuser		ETL Certified to UL and CSA Standards
	sensor		direct diffuser		UL Certified to UL and CSA Standards
	remote control		ball-proof (upon request)		CSA Certified to UL and CSA Standards
	available upon request		accessory		Certified for North American Standards

## IP RATING

	protected against ingress of solid bodies greater than 12.5mm (finger)
	protected against ingress of solid bodies greater than 2.5mm protected against sprays of water up to 60 degrees from the vertical (rain)
	protected against ingress of solid bodies greater than 1mm (wire) no protection against the ingress of moisture
	protected against ingress of solid bodies greater than 1mm (wire) protected against sprays of water up to 60 degrees from the vertical (rain)
	protected against ingress of solid bodies greater than 1mm (wire) protected against water splashed from all directions
	protected against limited ingress of dust (wet rooms/covered outdoor areas) protected against water splashed from all directions
	protected against ingress of dust protected against jets of water
	protected against ingress of dust protected against powerful jets of water or heavy seas
	protected against ingress of dust protected against immersion of water between 15cm - 1m for 30 minutes
	protected against ingress of dust protected against immersion of water under pressure for long periods

## IK RATING

	protected against 0.14 joules impact (equivalent to 0.25kg mass dropped from 56mm above the surface)
	protected against 0.2 joules impact (equivalent to 0.25kg mass dropped from 80mm above the surface)
	protected against 0.35 joules impact (equivalent to 0.25kg mass dropped from 140mm above the surface)
	protected against 0.5 joules impact (equivalent to 0.25kg mass dropped from 200mm above the surface)
	protected against 0.7 joules impact (equivalent to 0.25kg mass dropped from 280mm above the surface)
	protected against 1 joules impact (equivalent to 0.25kg mass dropped from 400mm above the surface)
	protected against 2 joules impact (equivalent to 0.5kg mass dropped from 400mm above the surface)
	protected against 5 joules impact (equivalent to 1.7kg mass dropped from 300mm above the surface)
	protected against 10 joules impact (equivalent to 5.0kg mass dropped from 200mm above the surface)
	protected against 20 joules impact (equivalent to 5.0kg mass dropped from 400mm above the surface)